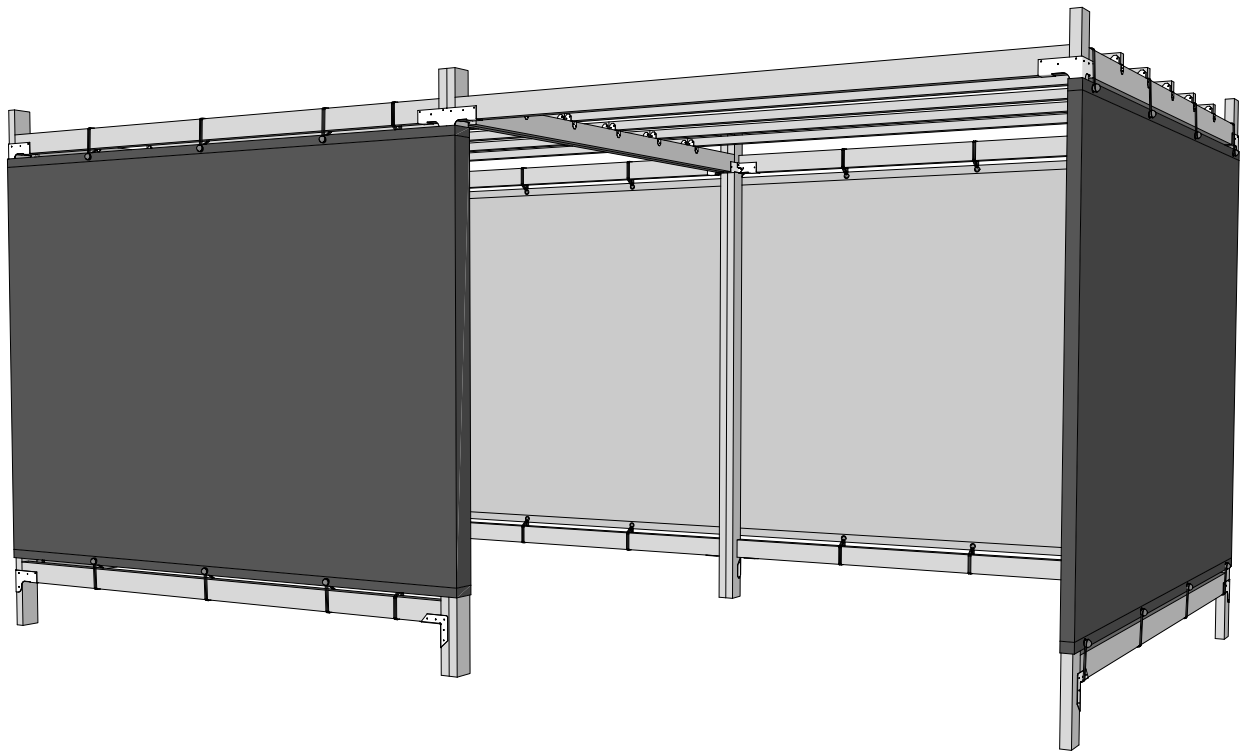


The Sukkah Project[®]



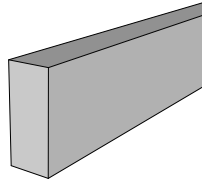
8 × 16

Wood-Frame Sukkah Assembly Manual

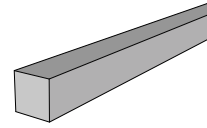
The Sukkah Project[®] | www.sukkot.com | 844.478.5568

Lumber List

Take this list with you to the lumber store



22x 2x4, 92 5/8" Studs



10x 2x2, 96" Long
(1x2s can be substituted
if 2x2 is not available)



Triple check that you're buying 92 5/8" long 2x4 studs! If you accidentally buy 96" long 2x4s, you will run into major issues later when you try to put on your roof slats—they'll be too short to reach across the sukkah.

Important notes on purchasing your lumber

92 5/8" studs are a standard, pre-cut length available everywhere; also called "2x4 framing studs". **Do NOT substitute 8ft (96") 2x4s**, as the sukkah design requires that the 2x2s be at least 3-inches longer than the 2x4s.

Use regular, construction-grade whitewood lumber. You don't need anything fancy.

Do not use pressure treated lumber. It is not the correct size to fit the braces, and it is not necessary.

Select boards that are relatively straight and free of cracks. Small knots (1" or less) are no problem, but reject any board with a defect which would weaken it.

The exact outer dimensions of the finished sukkah will be 8ft 4 in deep by 16ft wide. If your space is limited, you can easily make the sukkah smaller with a little extra cutting.

Planning Your Sukkah

Your sukkah may be erected on any surface—ground, deck, lawn, or patio—and can either stand free or back up to an existing wall of the house.

Select a site that is reasonably flat, sheltered from prevailing winds, and free from overhanging structures or trees (see *On Building a Kosher Sukkah* on page 16).

Wall Materials

SukkahScreen™

The easiest way to finish your sukkah is with our SukkahScreen™ wall material, which you may have already purchased with your sukkah kit (instructions for attaching it using the included bungees are on page 10). If you didn't purchase your sukkah kit with SukkahScreen™, it's not too late! SukkahScreen™ wall material can be purchased on our website at www.sukkot.com/products/replacement-parts.

Other Fabrics

You'll need about 40 feet of fabric to cover the 8x16 sukkah; the height will differ depending on your intended setup. Several large sheets or spreads can also be used.

Wood Lattice

This material may be the best choice in areas subject to strong winds, as lattice walls are more open and therefore less likely to be blown over. Lattice comes in 4'x8' sheets which will fit the 8x16 Wood-Frame Sukkah Kit with no cutting required. Purchase (10) 4x8 sheets.

Plywood

Where privacy, security, or protection from the elements is important, consider using exterior grade $\frac{1}{4}$ " or $\frac{3}{8}$ " plywood or waferboard. This comes in 4'x8' sheets which fit the 8x16 Wood-Frame Sukkah Kit with no cutting required. Purchase (10) 4x8 sheets of plywood.



www.sukkot.com

© 2022 The Sukkah Project